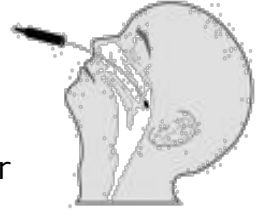


MGH Microbiology Laboratory Specimen Collection Procedure for Influenza A/B & RSV PCR Testing

Performed **ONLY** on Inpatients, Emergency Room & Immunocompromised Patients

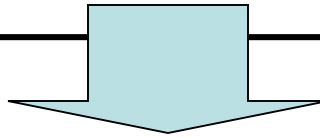
➤ Order the Influenza A/B & RSV (PCR) test in Epic using the Epic Lab Code: LAB3010

Nasopharyngeal Swab Specimen Collection Method:

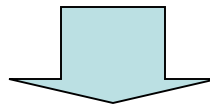


1. Bend plastic shaft of Flocked Nylon Copan® swab slightly.
2. Place swab into one nostril, advance as far back as possible and rotate vigorously, leaving the swab in place for 5-10 seconds.
3. Break swab off at the scored mark and insert swab into the 3 mL UTM tube (red cap/pink media).
4. Write specimen collection time on the label if more than 15 minutes has passed from the specimen label print time, and deliver the specimen as soon as possible to the MGH microbiology lab on Gray 5.

Note: If the epic specimen label is not available, use an Epic ADT label. Submit the ADT labeled specimen to the MGH microbiology lab with an Epic order requisition.



Flocked Nylon Copan® Swabs



Use 3 mL UTM tubes for PCR

- Label the 3 mL UTM tube with the Epic Specimen Label

- The specimen label will have the test code FABRP printed on it

Questions?

Refer to the MGH SharePoint website

<http://sharepoint.partners.org/mgh/influenza>

To obtain kits or further information, call:

MGH Microbiology Laboratory at (617)726-3613

Last Update: September 2018