









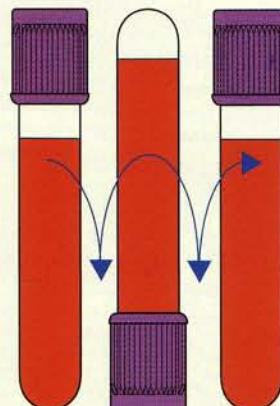


Order of Draw for Multiple Tube Collections

Designed for Your Safety

Closure Color	Collection Tube	Mix by Inverting
	Blood Cultures	8 to 10 times
	Serum (glass tube)	—
	Citrate	3 to 4 times
	BD SST™ Gel Separator Tube	5 times
	BD SST Gel Separator Tube	"
	Serum (plastic tube)	"
	Heparin	8 to 10 times
	BD PST™ Gel Separator Tube With Heparin	"
	EDTA	8 to 10 times
	Fluoride (glucose tube)	8 to 10 times

Note: Always follow your facility's protocol for order of draw



**BD Vacutainer
Technical Services
1.800.631.0174**

Handle all biologic samples and blood collection "sharps" (lancets, needles, luer adapters and blood collection sets) according to the policies and procedures of your facility. Obtain appropriate medical attention in the event of any exposure to biologic samples (for example, through a puncture injury) since they may transmit viral hepatitis, HIV (AIDS), or other infectious diseases. Utilize any built-in used needle protector if the blood collection device provides one. BD does not recommend resheathing used needles, but the policies and procedures of your facility may differ and must always be followed. Discard any blood collection "sharps" in biohazard containers approved for their disposal.